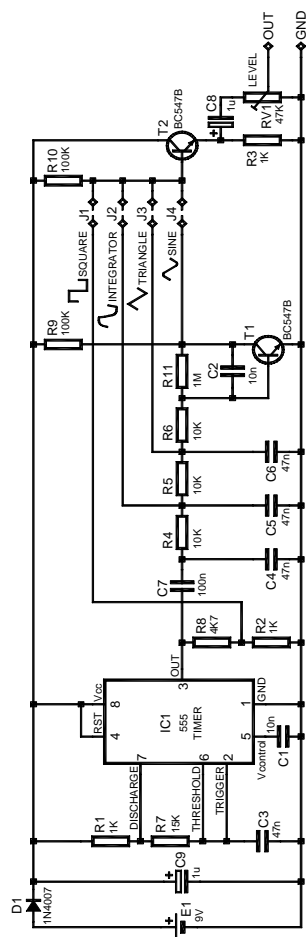
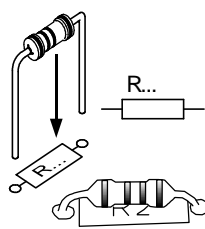


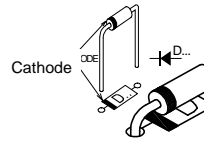
**1 Resistor - Weerstand**  
**Résistance -**  
**Widerstand -**

∅R1: 1K	(Brown, Black, Red) -(Bruin, Zwart, Rood) -(Brun, Noir, Rouge) -(Braun, Schwarz, Rot) -(Brun, Svart, Röd) -(Ruskea, Musta, Punainen) -(Marrón, Negro, Rojo) -(Castanho, Preto, Encarnado) -(Marrone, Nero, Rosso)
∅R2: 1K	
∅R3: 1K	(Brown, Black, Orange) -(Bruin, Zwart, Oranje) -(Brun, noir, Orange) -(Braun, Schwarz, Orange) -(Brun, Svart, Orange) -(Ruskea, Musta, Oranssi) -(Marrón, Negro, Naranjaado) -(Castanho, Preto, Laranja) -(Marrone, Nero, Aranciato)
∅R4: 10K	
∅R5: 10K	(Brown, Green, Orange) -(Bruin, Groen, Oranje) -(Brun, Vert, Orange) -(Braun, Grün, Orange.) -(Brun, Grön, Orange) -(Ruskea, Vihreä, Oranssi) -(Marrón, Verde, Naranjaado) -(Castanho, Verde, Laranja) -(Marrone, Verde, Aranciato)
∅R6: 10K	
∅R7: 15K	(Yellow, Purple, Red) -(Geel, Paars, Rood) -(Jaune, Violet, Rouge) -(Gelb, Violet, Rot) -(Gul, Lila, Röd) -(Keltainen, Purppura, Punainen) -(Amarillo, Morado, Rojo) -(Amaro, Violeta, Encarnado) -(Giallo, Viola, Rosso)
∅R8: 4K7	(Brown, Black, Yellow) -(Bruin, zwart, Geel) -(Brun, noir, Jaune) -(Braun, Schwarz, Gelb) -(Brun, Svart, Gul) -(Ruskea, Musta, Keltainen) -(Marrón, Negro, Amarillo) -(Castanho, Preto, Amarelo) -(Marrone, Nero, Giallo)
	(Brown, Black, Green) -(Bruin, zwart, Groen) -(Brun, noir, Vert) -(Braun, Schwarz, Grün) -(Brun, Svart, Grön)

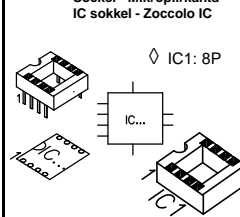


**2 Diode - Diodo - Diod**

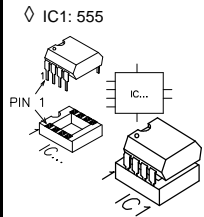
∅D1: 1N4007  
 Watch the polarity!  
 Att. la polarité!



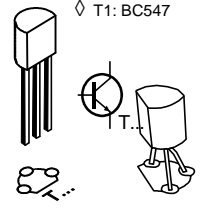
**3 IC Socket - IC voet - Support de CI - IC Fuß - Soptoro del CI - IC Socket - Mikropiirkanta - IC sokkel - Zoccolo IC**



**4 IC - CI**

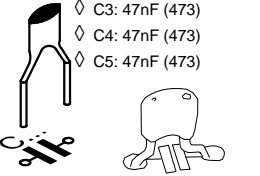


**5 Transistor**



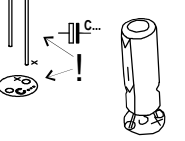
**6 Capacitor - Condensateur**

- ∅C1: 10nF (103)
- ∅C2: 10nF (103)
- ∅C3: 47nF (473)
- ∅C4: 47nF (473)
- ∅C5: 47nF (473)

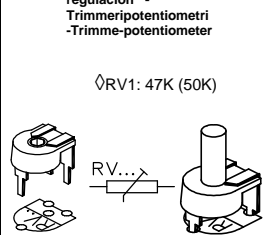


**7 ELCO**

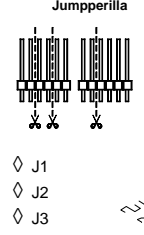
- ∅C8: 1µF
  - ∅C9: 1µF
- Watch the polarity!




**8 -Trimpotentiometer - Potentiomètre de réglage - Potentiometro de regulación - Trimmerpotentiometri - Trimme-potentiometer**



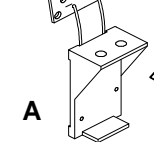
**9 - Jumper - Steckrücken - Jumperilla**



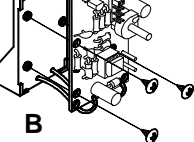
**10 Pin**



**11**



**12**



VELLEMAN KIT NV  
 Legen Heirweg 33  
 9890 Gavere  
 Belgium  
 Email: support@velleman.be